

With **Gympass** you
have access to:



Live-streamed
classes



Personal training



Wellness apps
and on-demand
fitness content



Gyms and studios



Sign up for free on the
Gympass website or app.

gympass.com/us



Plans start at

\$9.99
/month

Start your
7-day free trial*

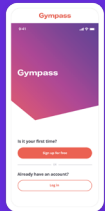


Gympass

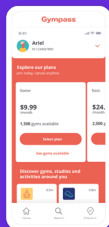
Stay active anytime, anywhere.
Start your free trial today!

*Valid for new and eligible users only. Offer subject to Gympass Terms & Conditions of Use; void where prohibited. Registration required to review Gympass plans that your employer offers.

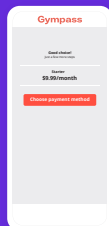
Register
for free now!



1. Download the app
on your smartphone
or go to our website



2. Create a free account
with your work email
or employee ID and choose a
plan that works for you



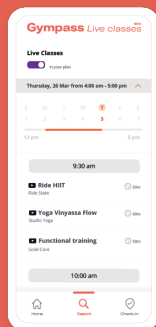
3. Select a payment method
to activate your plan

If you need assistance or have
questions, please visit our Help
Center

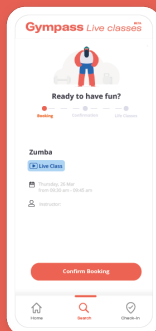
Gympass

gympass.com/us

Join a **live-streamed class** or **personal training session**

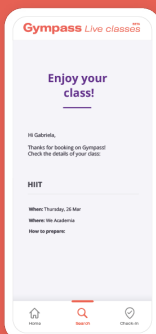


1. Open the Gympass app and go to the **Live Classes section**.



2A. Check out available live-streamed classes or search for a gym, studio, or activity. **Book a class and confirm it.**

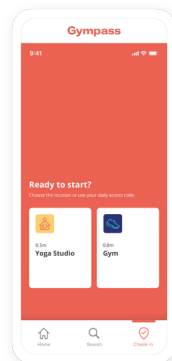
2B. Search available sessions using the filter “personal training”. **Book a session and confirm it.**



3. On the day of the class or PT session you'll receive a link via email. **Done!**

Gympass
Live classes ^{BETA}

Access gyms and studios




1. Open the **Gympass app or website and search for a gym or activity**. You can access all gyms and studios available in your plan and the plan tiers below it.

2. When you arrive at the gym, open the Gympass app and click on the **check-in tab**.

3. Find your gym on the list and select the workout you want to do. **Done!**

Access wellness resources



1. Open the Gympass app and go to the **Wellness section**.

2. Check out the list of partner **apps available**.

3. Choose an app, read the instructions, and click on the **“Activate” button**. **That's it!**

Gympass
Wellness ^{BETA}

Frequently Asked Questions

How do I sign up my dependents?

Once you activate your plan, you will see the option to add eligible dependents on your homepage. Click “add a dependent” and enter their information. They will then receive a welcome email from Gympass.

My favorite gym isn't part of the network. Can you add it?

We take referrals! Our Gym Partnerships team is constantly working to expand our growing network. Submit your referral via your Gympass account under **“Refer a gym.”**

How do I change or cancel my plan? Is there a charge?

There is no enrollment fee or minimum contract length. You can make changes to your plan **directly in your account**.

The active plan at the time of cancellation will continue through the end of the monthly billing cycle. Please be sure to make any changes to your plan prior to this date.

Share the love!

When you become a member, you can invite your dependents to buy their own Gympass plans.